

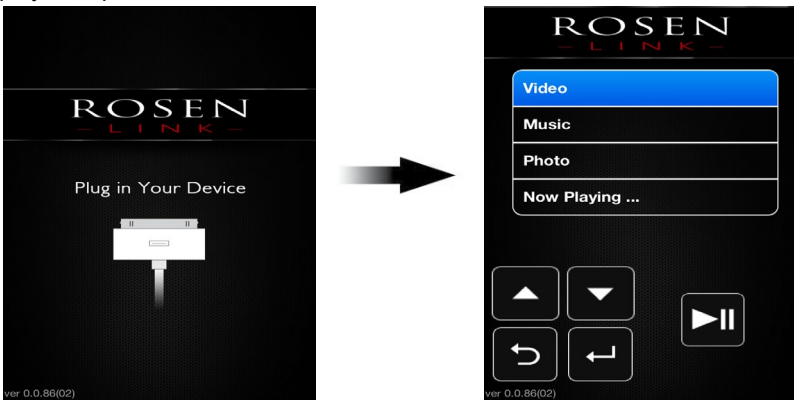
First Time Setup

- A) Turn on Z10 unit
- B) From Remote press Eject, Enter, then 1120
- C) Use Up/Down arrow to select Aux Label to Rosen Link then press enter to save option
- D) Visit App Store and download Rosen Link application

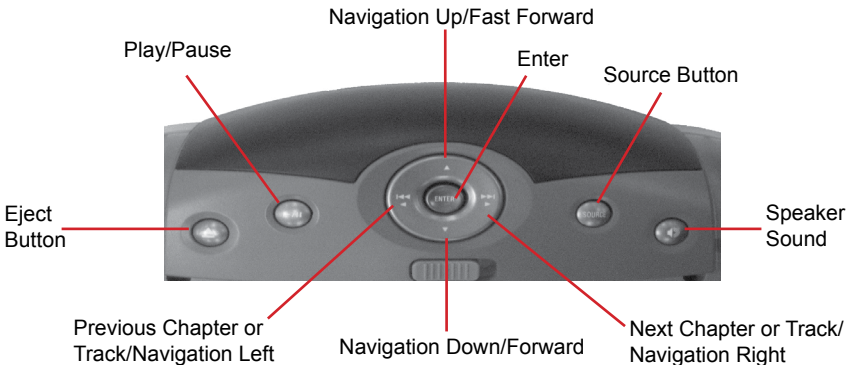
Turning On The System

- A) Attach your device to harness connector
- B) Turn ignition to ON or ACC
- C) Launch Rosen Link on your device
- D) Plug in your device

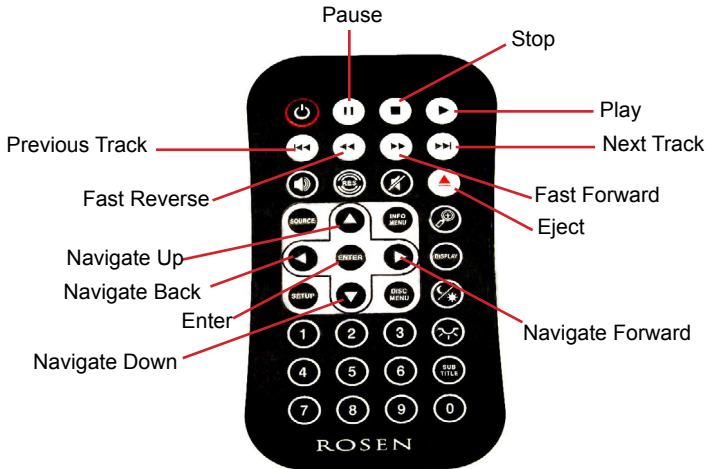
Note: On device you will see the menu screen when successfully connected, as displayed in picture below



Front Panel Controls

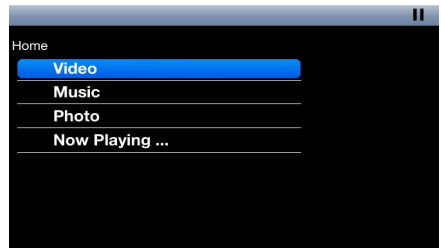


Remote Control



Navigating Media Source

- Use the UP/DOWN arrows on the front panel of the unit to scroll through the media options.
- Press the Enter button to select your option
- Press the Eject or Left arrow button to go back to the previous screen



Made for



iPod



iPhone

Compatible With

- iPhone 3GS®
- iPhone 4®
- iPhone 4S®
- iPod Touch®(4th Generation)

Note: For compatibility and updates, please consult a Rosen Authorized Dealer or visit Rosen's website at www.rosenelectronics.com